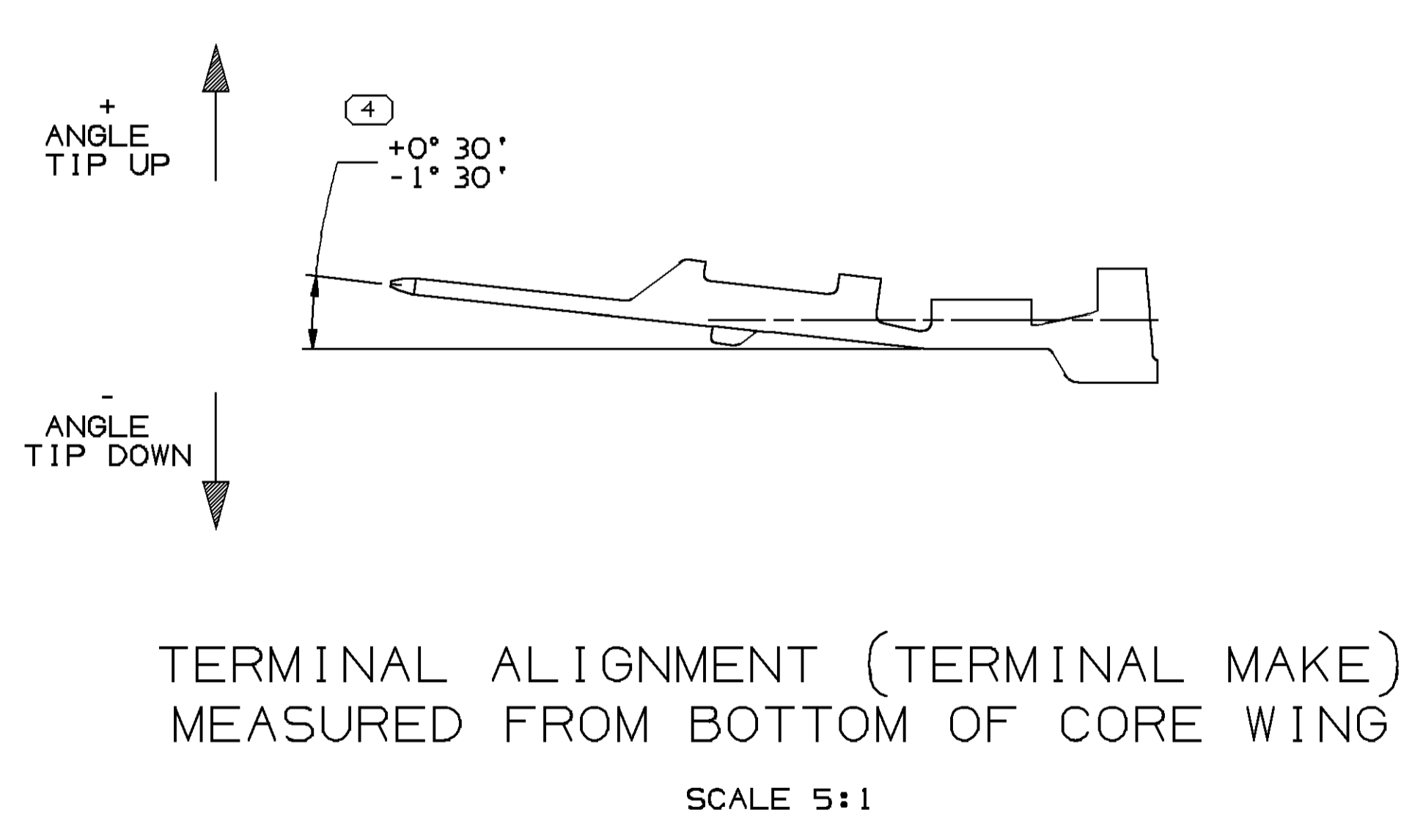
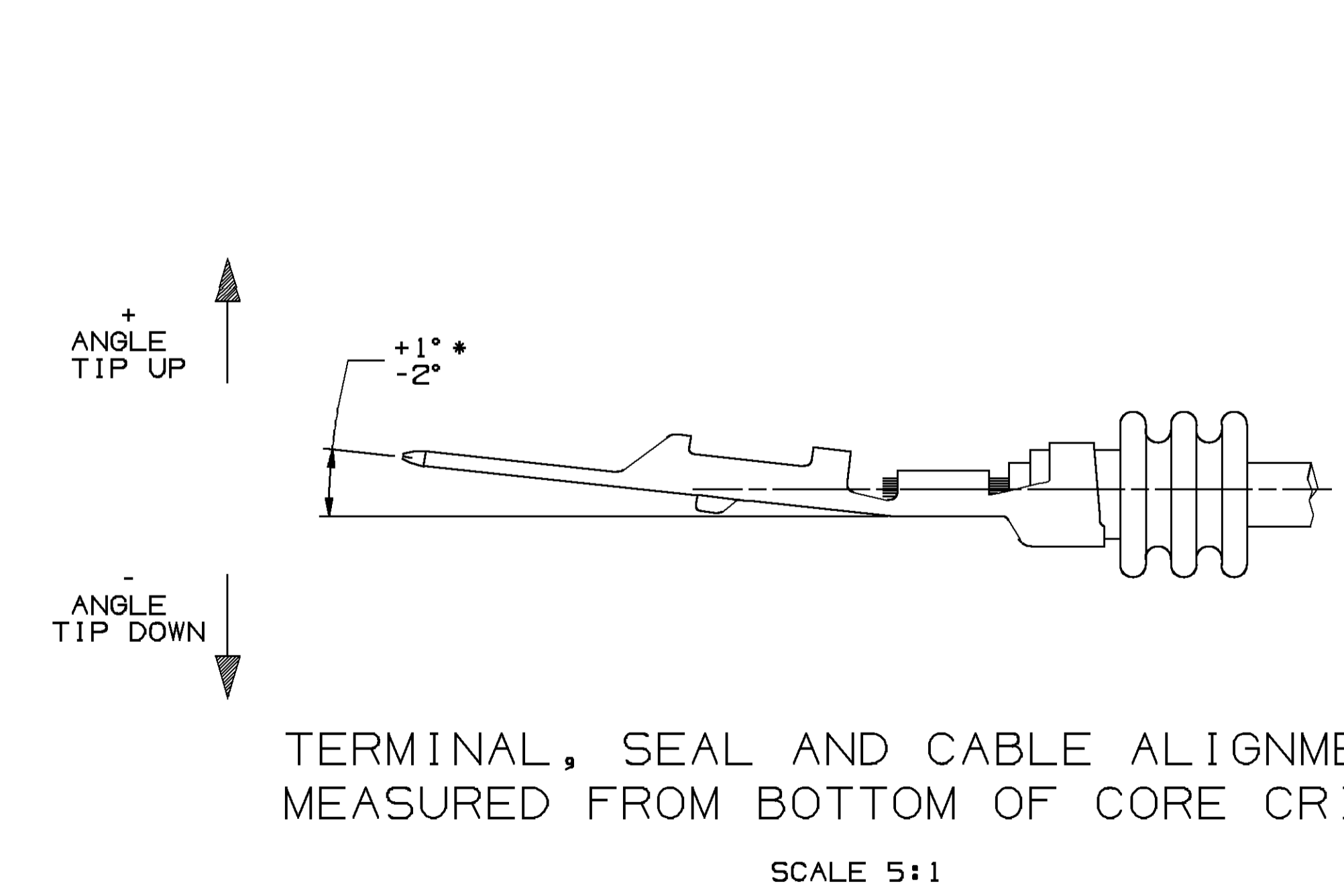
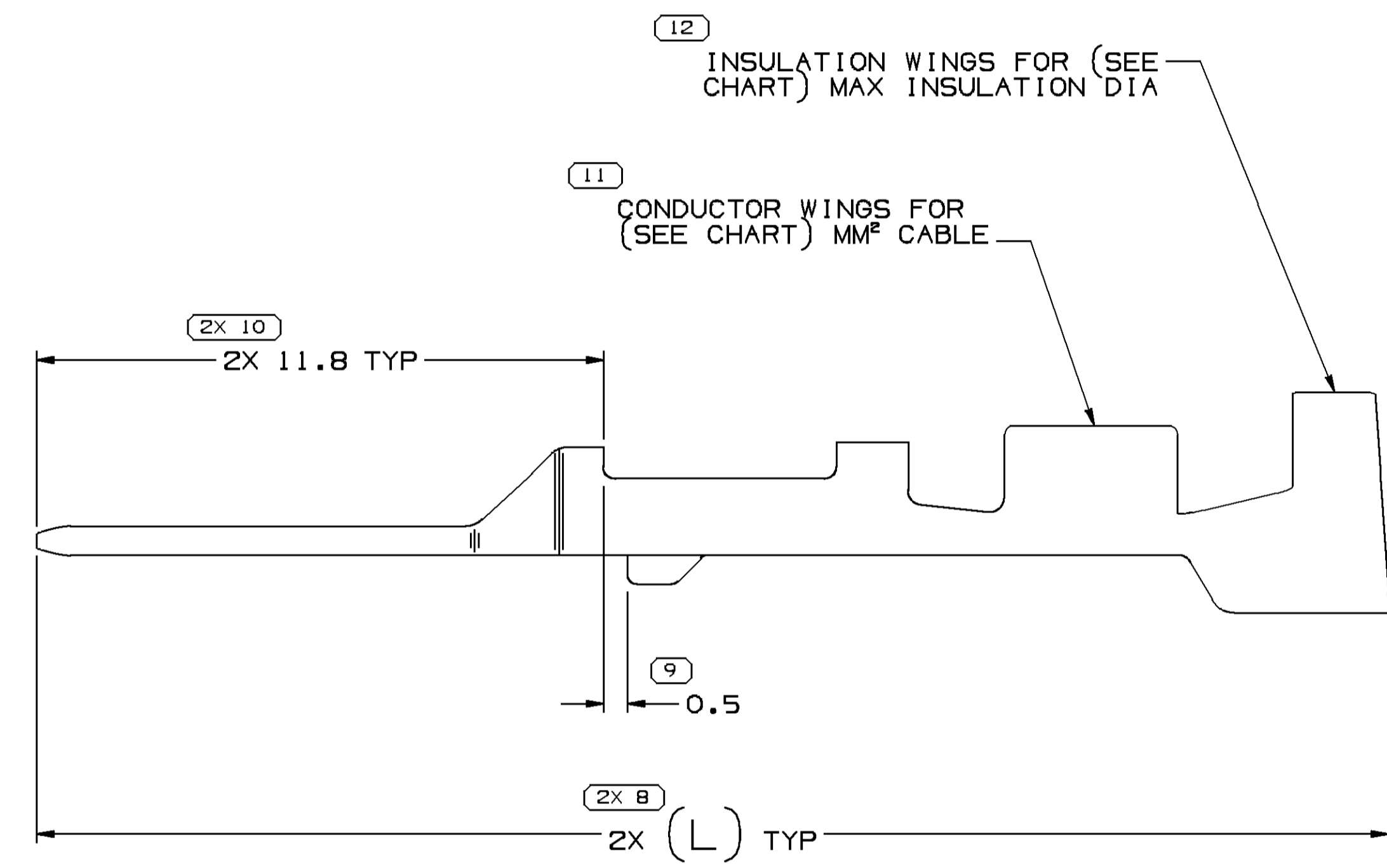
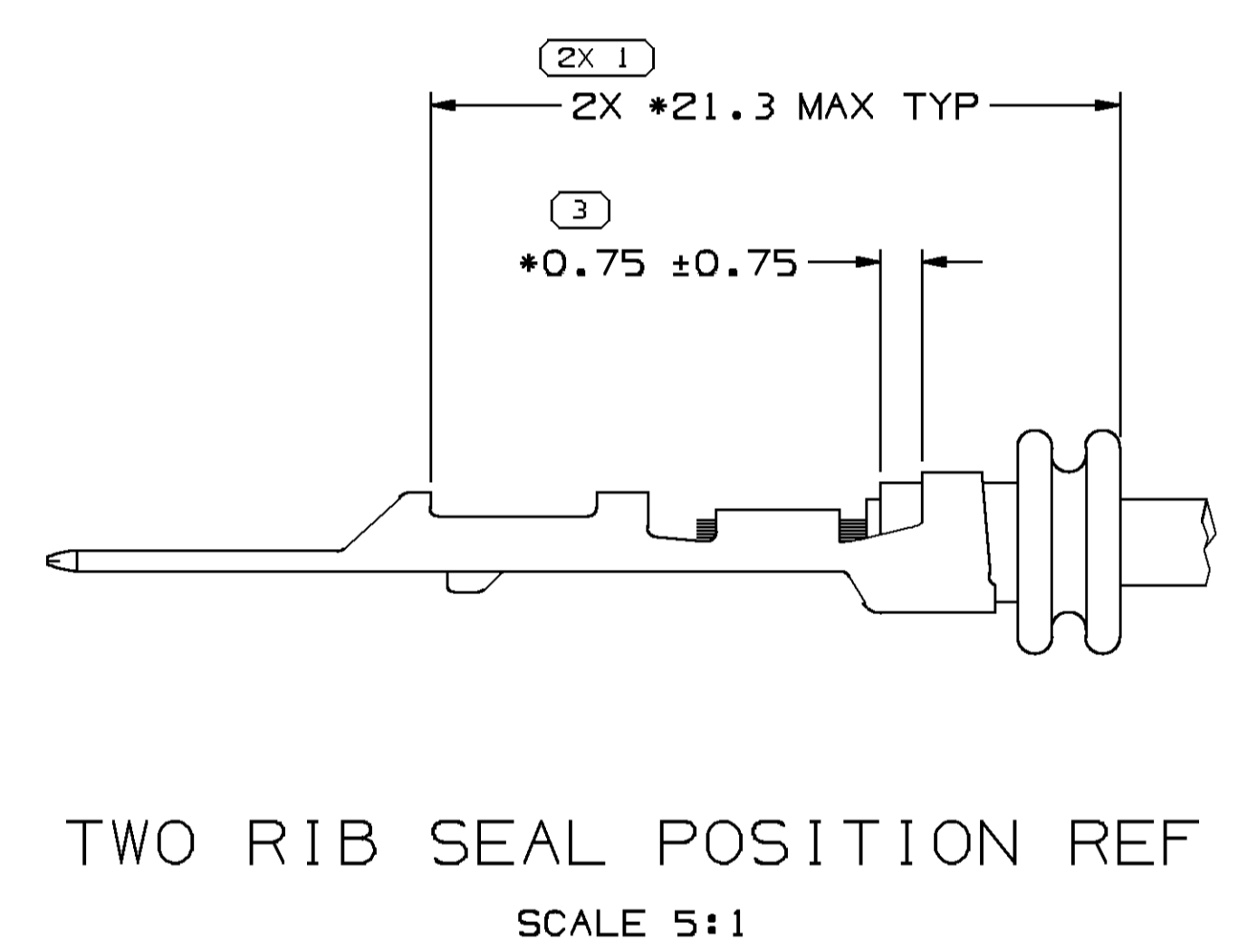
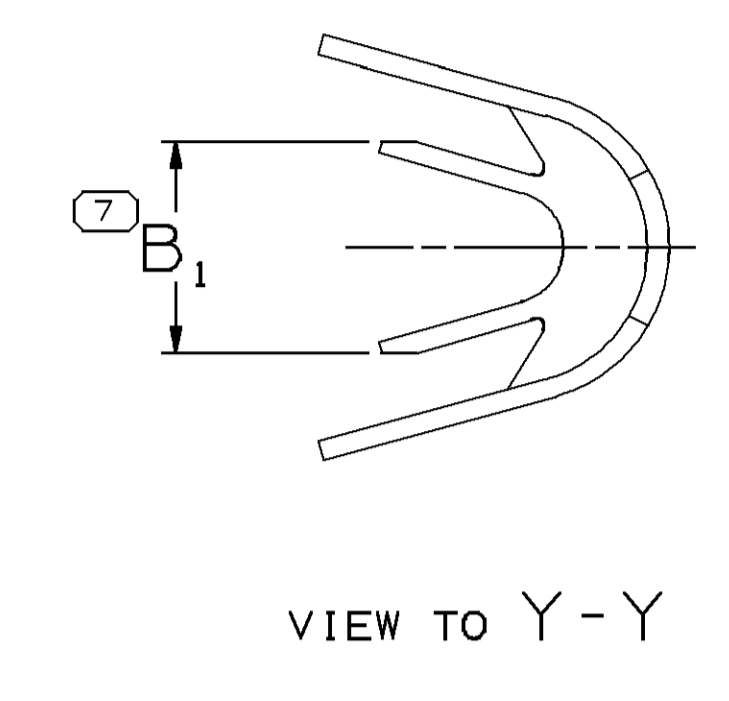
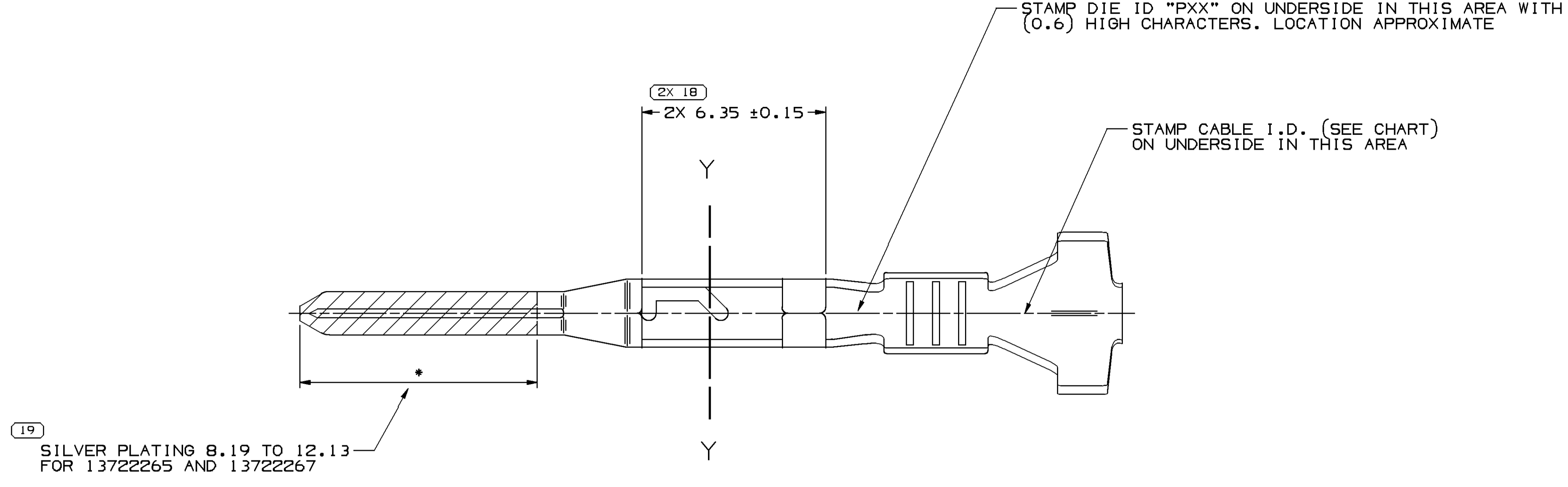
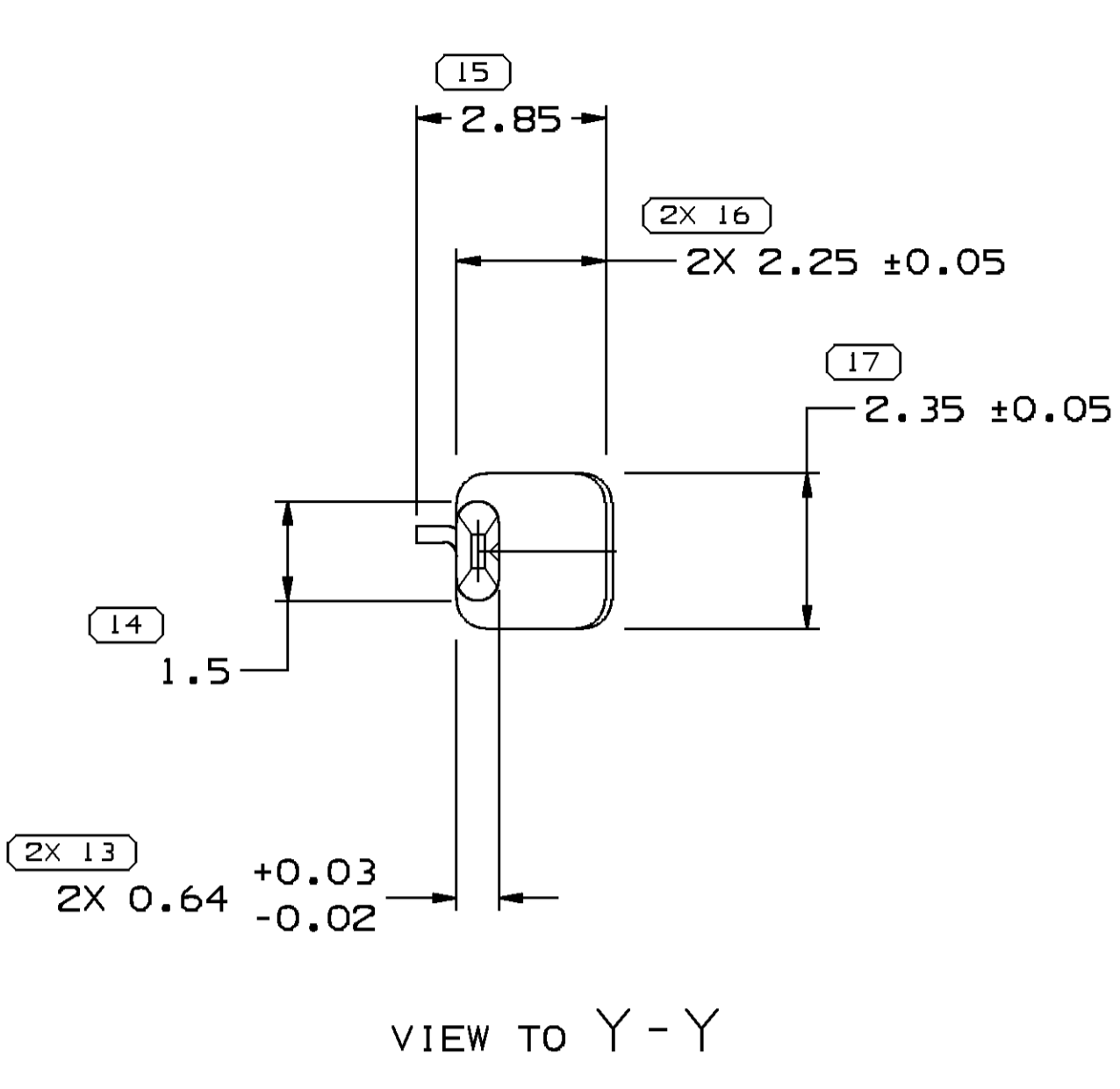


SYMBOL DEFINITION		TOTAL NO OF INSPECTIONS REQUIRED	
A DIMENSION WITHOUT AN INSPECTION REPORT SYMBOL DOES NOT REQUIRE INSPECTION. IT MAY BE CONTROLLED ON THE INDIVIDUAL COMPONENT DRAWING.		22	
	LAST NO. USED	19	

MISSING SYMBOLS	
DWG STATUS	2 5-6

DATE		REV		N/P		C/W		ZONE		REVISION HISTORY		AUTH		DR		APV/APD	
31JUL02	R	05	-	-	-	-	-	-	-	CLEARED REV COLUMN; RELEASED 15443663		228344	CJP	CJP	PMJ	1	2
170C02	R	06	-	-	-	-	-	-	-	ALL PARTS - UPDATED PDM ATTRIBUTES		227307	EVV	EVV	TTR	M	M
25FEO3	R	07	-	-	-	-	-	-	-	15443663 - OBSOLETE		237063	MAC	MAC	PMJ		
16AP03	R	08	-	-	-	-	-	-	-	ALL PARTS - ADDED APPLICATION, TYPICAL CABLE SEAL AND TYPICAL SEALING CAVITY CONFIG TO CHART		239445	TLD	TLD	EJH		
20JL03	R	09	-	-	-	-	-	-	-	15326268, 15326269, 15355563, AND 15373413 - ADDED TERMINAL MAKE STRAIGHTNESS AND TERMINAL CRIMP STRAIGHTNESS VIEWS.		242518	BRB	BRB	MC		
01MR04	R	10	-	-	-	-	-	-	-	15373413 - UPDATED PDM ATTRIBUTES		252269	EES	EES	EJH		
040C04	R	11	-	-	-	-	-	-	-	15326268 - 69, 15355563 & 15373413 - ADDED STAMP DIE I.D		259308	OPS	JVM	MKM		
22SE08	R	12	-	-	-	-	-	-	-	13722265 & 13722267 - RELEASED		406110	JOA	FKV	EJB		
01DE08	R	13	-	-	-	-	-	-	-	15326268, 15326269, 15355563, 15373413 - UPDATED MATERIAL CALLOUT		406833	MH	PYP	MH		
18MR09	R	14	-	-	-	-	-	-	-	13722265 & 13722267 - UPDATED PDM ATTRIBUTES		407578	LVR	FKV	BER		
160C09	R	15	-	-	-	-	-	-	-	13722265 & 13722267 - ADDED LABEL OF SILVER PLATING ZONE		409243	FKV	FKV	BER		
29MR10	R	16	-	-	-	-	-	-	-	ALL ACTIVE PARTS - UPDATED PDM ATTRIBUTES		410409	FRE	FRE	MAC		
16AU10	R	17	-	-	-	-	-	-	-	ALL ACTIVE PARTS - ADDED PLATING NOTE, UPDATED MAT'L CALLOUT AND ADDED CONTACT AREA & CRIMP AREA COLUMNS ON CHART		411632	JRL	JRL	VMR		
060C10	R	18	-	-	-	-	-	-	-	ALL ACTIVE PARTS - UPDATED PLATING NOTES		412129	CBG	CBG	VMR		
23AU11	R	19	-	-	-	-	-	-	-	ALL ACTIVE PARTS - ALTERNATIVE MAT'L SIZE WAS MAT'L SIZE AND PREFERRED MAT'L SIZE COLUMN		415183	AGM	JVM	OAF		
28SE11	R	20	-	-	-	-	-	-	-	13722265-67 - ALTERNATIVE MAT'L SIZE WAS 0.3 X 35.75 AND PREFERRED MAT'L SIZE WAS EMPTY		415603	BLG	BLG	OAF		
160C14	R	21	-	-	-	-	-	-	-	13722265 & 13722267 - REVISED NOTE 11 ABOUT "TARNISH INFO" IN PLATING TYPE		427927	ABH	JVM	JSM		



- NOTES
- UNLESS OTHERWISE SPECIFIED AND/OR INDICATED: DIMENSIONS ARE TO FACE OF VIEW SHOWN AND AUTOMATICALLY ROUNDED BY COMPUTER FOR INSPECTION (SEE MATH MODEL FOR PRECISE DIMENSIONS). FOR ALL OTHER DIMENSIONS NOT SHOWN BUT REQUIRED FOR TOOL BUILD, SEE MATH MODEL FOR PRECISE TOOL PATH DATA.
 - REFERENCE MATING COMPONENTS OR EQUIVALENT: TERMINAL 12191818
 - * DENOTES DIMENSIONS MADE AT CUT OFF AND CRIMP DIE.
 - PLATING TYPE:
 - REFLOW TIN 1.9-3.3 MICROMETERS THICK WITH A COPPER UNDERPLATE 0.5 MICROMETER TO 1.0 MICROMETER THICK.
 - SILVER 3.5-6.0 MICROMETERS THICK OVER 0.13-0.25 MICROMETERS THICK NICKEL UNDERPLATE.
 - FOR TERMINALS PACKAGED & STORED IN THE APPROVED MANNER, TARNISH ON SILVER PLATED SURFACES WILL NOT AFFECT THE PERFORMANCE OF THE PART.
 - MATE TIN ELECTROPLATE 1.9-7.0 MICROMETERS THICK WITH A NICKEL UNDERPLATE 0.13-0.25 MICROMETERS THICK.
- PLATING TYPE INFORMATION SHOWN ABOVE IS REFERENCE ONLY. PLATING REQUIREMENTS ARE CONTAINED IN APPLICABLE MATERIAL SPECIFICATION.

PART NO	REV	N/P	PREFERRED MAT'L SIZE	ALTERNATIVE MAT'L SIZE PLATED	MAT'L DESCRIPTION	SIZE (MM²)	ID	CABLE DIA	TYPE	B _{1±0.2}	(L)	APPLICATION	TYPICAL CABLE SEAL	TYPICAL SEALING CAVITY CONFIGURATION	CONTACT AREA PLATING TYPE (SEE NOTE 14)	CRIMP AREA PLATING TYPE (SEE NOTE 14)
13722267	01	AH	0.3 X 35.75	-	A6 PLATED COPPER ALLOY	0.35 - 0.5	21	1.85 - 1.2±0.15	201	2.1	28.15	SEALED (6T)	12191226 OR EQUIVALENT	Ø 4 ROUND	11	111
13722265	01	AH	0.3 X 35.75	-	A6 PLATED COPPER ALLOY	0.75 - 1	17	2.25 - 1.7±0.15	201	2.65	28.15	SEALED (6T)	12191227 OR EQUIVALENT	Ø 4 ROUND	11	111
15443663	01	AC	-	0.3 X 36.12	-	0.75 - 0.8	19	2.02 - 1.7	201	2.65	28.15	SEALED (MINI)	15305351 OR EQUIVALENT	3.2 X 4 OVAL	-	-
15373413	01	AM	0.3 X 35.75	0.3 X 36.12	COPPER ALLOY	0.75 - 0.8	18	2.02 - 1.7	201	2.65	28.15	SEALED (MINI)	15305351 OR EQUIVALENT	3.2 X 4 OVAL	1	1
15355563	01	AL	0.3 X 35.75	0.3 X 36.12	COPPER ALLOY	0.35 - 0.5	21	1.85 - 1.2	201	2.1	28.15	SEALED (MINI)	12191229 OR EQUIVALENT	3.2 X 4 OVAL	1	1
15326269	02	AK	0.3 X 35.75	0.3 X 36.12	COPPER ALLOY	0.75 - 1	17	2.25 - 1.7±0.15	201	2.65	28.15	SEALED (6T)	12191227 OR EQUIVALENT	Ø 4 ROUND	1	1
15326268	02	AK	0.3 X 35.75	0.3 X 36.12	COPPER ALLOY	0.35 - 0.5	21	1.85 - 1.2±0.15	201	2.1	28.15	SEALED (6T)	12191226 OR EQUIVALENT	Ø 4 ROUND	1	1

DIMENSIONAL RANGE (MM)		CHART ID	
FROM	0	> 12	
TO	12	> 12	
TOLERANCE UNLESS OTHERWISE SPECIFIED			
Ø	±0.1	±0.2	
ANGULAR TOLERANCE	±2°		

THIRD ANGLE PROJECTION		DO NOT SCALE	
USE MATH DATA			

DELPHI
 DELPHI PACKARD ELECTRICAL/ELECTRONIC ARCHITECTURE
 WARREN, OH
 COPYRIGHT 1997 DELPHI CORPORATION AND/OR ITS AFFILIATES. ALL RIGHTS RESERVED.
 THIS DRAWING IS THE PROPERTY OF DELPHI CORPORATION AND CONTAINS DELPHI CONFIDENTIAL INFORMATION. THE REPRODUCTION, DISTRIBUTION AND UTILIZATION OF THIS DOCUMENT OR ITS CONTENTS OR DATA, AS WELL AS COMMUNICATION OF ANY CONTENT TO OTHERS, WITHOUT EXPRESS AUTHORIZATION, IS PROHIBITED.

DATE: 12MY97
 OR: H. CASTRILLON
 APV02 PEDRO YABUR
 APV03 S.C. HSIEH
 APV04
 APV05

THIS DOCUMENT IS IN ACCORDANCE WITH ASME Y14.5M-1994 AS INDICATED BY THE DIMENSIONING AND TOLERANCING ADDENDUM - 1997. ALL GEOMETRIC TOLERANCES ARE RELATED UNLESS OTHERWISE SPECIFIED. UNLESS OTHERWISE SPECIFIED, ALL DIMENSIONS ARE IN MILLIMETERS.

UNLESS OTHERWISE SPECIFIED

DWG TYPE: PART DRAWING

STITLE: TAXI TERM M GT 150 SEALED

DRAWING NUMBER: 15304703

SIZE: A0
 SCALE: 10:1
 FRAME NO: 1 OF 1
 SHEET NO: 2 OF 2
 STG: R
 REV: 21

Mouser Electronics

Authorized Distributor

Click to View Pricing, Inventory, Delivery & Lifecycle Information:

[Aptiv:](#)

[15326268-L](#) [15326269-L](#)